

North Penn School District
Elementary Math Parent Letter

Grade 5

Unit 3 – Chapter 8: Divide Fractions

Examples for each lesson:

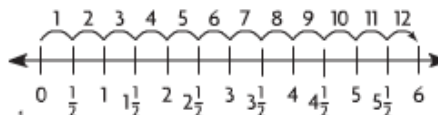
Lesson 8.1

Divide Fractions and Whole Numbers

You can use a number line to help you divide a whole number by a fraction.

Divide. $6 \div \frac{1}{2}$

Step 1 Draw a number line from 0 to 6. Divide the number line into halves. Label each half on your number line, starting with $\frac{1}{2}$.



Step 2 Skip count by halves from 0 to 6 to find $6 \div \frac{1}{2}$.

Step 3 Count the number of skips. It takes **12** skips to go from 0 to 6. So the quotient is 12.

$$6 \div \frac{1}{2} = \underline{12} \text{ because } \underline{12} \times \frac{1}{2} = 6.$$

You can use fraction strips to divide a fraction by a whole number.

Divide. $\frac{1}{2} \div 5$

Step 1 Place a $\frac{1}{2}$ strip under a 1-whole strip.

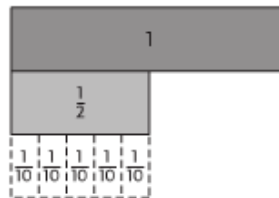
Step 2 Find 5 fraction strips, all with the same denominator, that fit exactly under the $\frac{1}{2}$ strip.

Each part is $\frac{1}{10}$ of the whole.

Step 3 Record and check the quotient.

$$\frac{1}{2} \div 5 = \underline{\frac{1}{10}} \text{ because } \underline{\frac{1}{10}} \times 5 = \frac{1}{2}.$$

So, $\frac{1}{2} \div 5 = \underline{\frac{1}{10}}$.

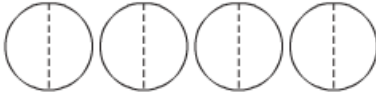


More information on this strategy is available on Animated Math Model #29.

Lesson 8.2

Problem Solving • Use Multiplication

Nathan makes 4 batches of soup and divides each batch into halves. How many $\frac{1}{2}$ -batches of soup does he have?

Read the Problem	Solve the Problem
<p>What do I need to find? I need to find <u>the number of $\frac{1}{2}$-batches of soup Nathan has</u></p>	<p>Since Nathan makes 4 batches of soup, my diagram needs to show 4 circles to represent the 4 batches. I can divide each of the 4 circles in half.</p> 
<p>What information do I need to use? I need to use the size of each <u>batch of soup</u> and the total number of <u>batches</u> of soup Nathan makes.</p>	
<p>How will I use the information? I can <u>make a diagram</u> to organize the information from the problem. Then I can use the diagram to find <u>the number of $\frac{1}{2}$-batches of soup Nathan has after he divides the 4 batches of soup</u></p>	<p>To find the total number of halves in the 4 batches, I can multiply 4 by the number of halves in each circle.</p> $4 \div \frac{1}{2} = 4 \times \underline{2} = \underline{8}$ <p>So, Nathan has <u>8</u> one-half-batches of soup.</p>

More information on this strategy is available on Animated Math Model #29.

Lesson 8.3

Connect Fractions to Division

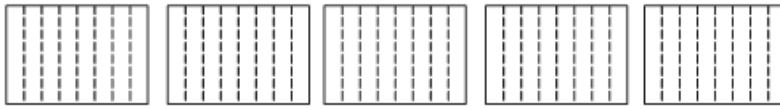
You can write a fraction as a division expression.

$$\frac{4}{5} = 4 \div 5 \qquad \frac{15}{3} = 15 \div 3$$

There are 8 students in a wood-working class and 5 sheets of plywood for them to share equally. What fraction of a sheet of plywood will each student get?

Divide. $5 \div 8$ **Use a drawing.**

Step 1 Draw 5 rectangles to represent 5 sheets of plywood. Since there are 8 students, draw lines to divide each piece of plywood into eighths.



Each student's share of 1 sheet of plywood is $\frac{1}{8}$.

Step 2 Count the total number of eighths each student gets.

Since there are 5 sheets of plywood, each student will get 5 of the eighths, or $\frac{5}{8}$.

Step 3 Complete the number sentence.

$$5 \div 8 = \frac{5}{8}$$

Step 4 Check your answer.

Since $\frac{5}{8} \times 8 = 5$, the quotient is correct.

So, each student will get $\frac{5}{8}$ of a sheet of plywood.

Lesson 8.4

Fraction and Whole-Number Division

You can divide fractions by solving a related multiplication sentence.

Divide. $4 \div \frac{1}{3}$

Step 1 Draw 4 circles to represent the dividend, 4.



Step 2 Since the divisor is $\frac{1}{3}$, divide each circle into thirds.



Step 3 Count the total number of thirds.

When you divide the 4 circles into thirds, you are finding the number of thirds in 4 circles, or finding 4 groups of 3.

There are 12 thirds.

Step 4 Complete the number sentence.

$$4 \div \frac{1}{3} = 4 \times \underline{3} = \underline{12}$$

More information on this strategy is available on Animated Math Model #29.

Lesson 8.5

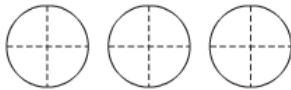
Interpret Division with Fractions

You can draw a diagram or write an equation to represent division with fractions.

Beatriz has 3 cups of applesauce. She divides the applesauce into $\frac{1}{4}$ -cup servings. How many servings of applesauce does she have?

One Way Draw a diagram to solve the problem.

Draw 3 circles to represent the 3 cups of applesauce. Since Beatriz divides the applesauce into $\frac{1}{4}$ -cup servings, draw lines to divide each "cup" into fourths.



To find $3 \div \frac{1}{4}$, count the total number of fourths in the 3 circles.

So, Beatriz has 12 one-fourth-cup servings of applesauce.

Another Way Write an equation to solve.

Write an equation.

$$3 \div \frac{1}{4} = n$$

Write a related multiplication equation.

$$3 \times \frac{4}{1} = n$$

Then solve.

$$\underline{12} = n$$

So, Beatriz has 12 one-fourth-cup servings of applesauce.

More information on this strategy is available on Animated Math Model #29.

Vocabulary

Dividend – the number that is to be divided in a division problem

Equation – an algebraic or numerical sentence that shows that two quantities are equal

Fraction – a number that names a part of a whole or a part of a group

Quotient – the number, not including the remainder, that results from dividing

Whole number – a number that belongs to the set 0, 1, 2, 3, ...